


— SUPERFIFTYNINE MKII® —



MAGNATONE

EST. 1937 MADE IN USA

TRUE DIMENSIONAL SOUND



MAGNATONEUSA.COM

WELCOME TO MAGNATONE

Welcome to the proud family of Magnatone owners. We are excited to have you join this group that consists of the world's great guitarists — including iconic players of yesterday and today — who have masterfully used Magnatone's True Dimensional Sound to create a trademark sound all their own.

The Super Fifty-Nine MKII amplifier is designed to give you a portable and powerful amplifier in a unique and authentic package. The original Magnatone Vibrato circuit is nestled between the finest Pre-Amp & Power Amp ever before available in any amp.

The Super Fifty-Nine MKII has plenty of muscle to gig with and performs with a range of tone never thought possible. The exclusive Magnatone pitch-shifting vibrato elevates your musical experience to new levels.

If you have questions regarding your Super Fifty-Nine MKII or any other Magnatone product, email us at

info@magnatoneusa.com

or reach us by mail at:

Magnatone USA
3283 Ivanhoe Ave.
St. Louis, MO 63139

MAGNATONEUSA.COM

FEATURES

- The Super Fifty-Nine MKII brings classic Magnatone into the modern day.
- Developed in conjunction with Billy F. Gibbons.
- 4 bridgeable inputs, 2 volumes; normal and bright.
- British voiced master volume design with treble, middle, bass, and presence.
- The classic Magnatone pitch-shifting vibrato (switchable to tremolo) is employed on both channels.
- Expression pedal to control the speed of the effect.



PANEL CONTROLS (VIEW FROM FRONT OF AMPLIFIER)



INPUTS

Input 1 (Normal): High Sensitivity

Use this input for max pickup output and frequency response

Input 2 (Normal): Low Sensitivity -6dB

Use this input for hotter pickups.

Input 1 (Bright): High Sensitivity

Use this input for max pickup output and frequency response

Input 2 (Bright): Low Sensitivity -6dB

Use this input for hotter pickups.

VOLUME NORMAL

Controls overall gain/volume. This input has a darker tonal response.

VOLUME Bright

Controls overall gain/volume. This input has a brighter tonal response.

Master

Controls the overall volume of the amplifier.

Power tube saturation begins around 6-7.

TREBLE

Controls high frequency response centered around 2Khz.

MID

Controls mid frequency response centered around 500hz.

BASS

Controls low frequency response centered around 60hz.

PRESENCE

Controls the high frequency response of the power amplifier.

This control is effective at frequencies higher than the treble control.

SPEED

Controls the rate or speed of the selected effect. The exclusive Magnatone design allows for extremely slow “choral” settings not attainable from the original design. When the remote pedal is connected, the front panel control is inactive.

FM/AM SWITCH

Controls whether the effect is exclusive Magnatone pitch shifting vibrato (FM) or conventional tremolo (AM).

AM- Amplitude Modulation

FM- Frequency Modulation

INTENSITY

Controls the amount of modulation effect. A good balance of effect should be maintained for normal use.

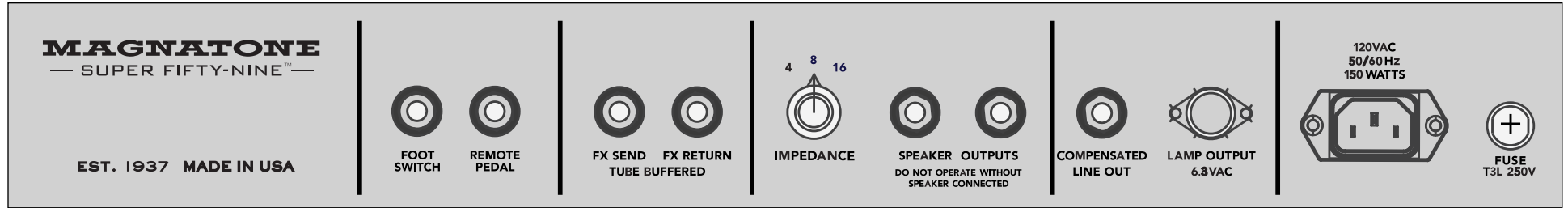
STANDBY SWITCH

Allow the amplifier 1 minute to warm up before engaging.

POWER SWITCH

Turns the amplifier on and off. Make sure you are plugged into a proper grounded outlet.

PANEL CONTROLS (VIEW FROM REAR OF AMPLIFIER)



FOOT SWITCH

Use the included single button foot switch to turn on/off the effect.

REMOTE PEDAL

Connect the optional Magnatone remote pedal here. Use any 1/4" mono or stereo guitar cable. When connected, the front panel speed control is disabled. The remote pedal works with both FM and AM settings.

FX SEND

Connect to the input of your effects device. This loop is a low level loop, and works best with effects pedals.

FX RETURN

Connect the output of your effects device here.

IMPEDANCE SELECTOR

Select the output impedance of the amplifier between 16, 8 and 4 Ohms. Always match the impedance with the speaker cabinet.

SPEAKER OUTPUTS

Plug into the speaker cabinet; always match impedance. Do not operate without load or speaker connected.

COMPENSATED LINE OUT

Line level outputs. Speaker response compensated for DI use. Always maintain a speaker load while using line output.

LAMP OUTPUT

Connect to optional lighted speaker cabinet.

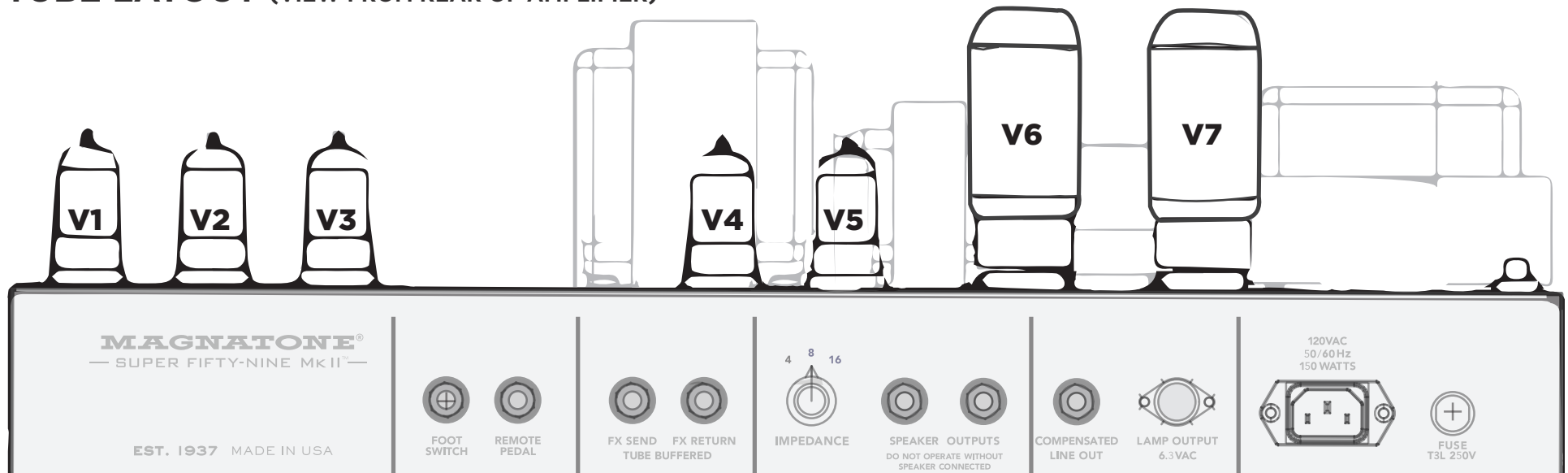
AC INLET

Always plug into a grounded outlet of the correct voltage.

FUSE

3 amp slo-blo, always replace with the same type and rating.

TUBE LAYOUT (VIEW FROM REAR OF AMPLIFIER)



V1 First Gain Stage
Normal and Bright

V2 Second Gain Stage
Vibrato Modulator

V3 Third Gain Stage

V4 Effects Loop
Send and Return

V5 Phase Splitter

V6 Power Tube

V7 Power Tube

TECH SPECS

TUBE COMPLEMENT (4) 12AX7, 12DW7, (2) EL34

INPUTS High and Low Sensitivity

POWER OUTPUT 45 Watts Push Pull Class AB

NORMAL GAIN 80 dB

BRIGHT GAIN 80 dB

TREBLE 14 dB range at 2 kHz

MID 10 dB range at 900 Hz

BASS 12 dB range at 60 Hz

PRESENCE 8 dB range at 5kHz

VIBRATO True Pitch-shifting Varistor Vibrato Switchable to Conventional Tremolo

FUSE T3L 250V (100 - 120VAC)
T1.6L 250V (220 - 240VAC)



MAGNATONE

WARRANTY

All Magnatone amplifiers are warranted to the original purchaser to be free of defects in materials and workmanship for three years from the date of purchase, providing that:

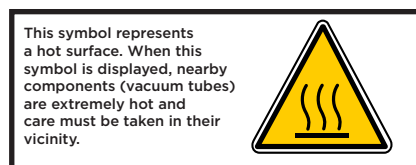
- The purchaser emails (register@magnatoneusa.com) or mails a photocopy of the original purchase receipt to Magnatone Amplifiers within thirty days of purchase.
- Problems are not the result of normal wear, misuse, abuse, user error, shipping damage, tampering, circuit modification, improper voltage, improper tube installation (incorrect orientation of the tubes can damage the amp), spilled beverages, or attempt to repair by purchaser or a non-authorized service center; any of these will void the warranty.
- The amplifier is shipped to Magnatone Amplifiers or an authorized Magnatone Service Center in the original packing materials, or materials of equal quality, with freight paid by the purchaser. (**Note:** if the amplifier failed within thirty days of use, shipping will be reimbursed to purchaser by Magnatone, less any transaction fees incurred by purchaser).

Tubes, speakers, and reverb tanks carry a ninety-day warranty and are subject to the same terms and conditions as stated above.

REGISTER YOUR MAGNATONE ONLINE

To insure that your warranty is in place, take a minute and register your amplifier online.

Just go to magnatoneusa.com and select "Product Registration" under the "Support" tab. Fill in the required information and submit. Very quick and easy.



WARNING

- THERE ARE NO USER SERVICEABLE PARTS INSIDE. DO NOT ATTEMPT TO SELF REPAIR TAKE TO QUALIFIED TECHNICIAN OR CALL YOUR DEALER IF WITHIN THE WARRANTY PERIOD.
- **DO NOT** TURN AMPLIFIER ON WITHOUT SPEAKER CONNECTED. MAKE SURE YOUR SPEAKER OR CABINET MATCHES IMPEDANCE (8 OHM SPEAKER OR CAB INTO THE 8 OHM JACK).
- CLEAN ONLY WITH LINT-FREE DAMP CLOTH AND DO NOT USE CLEANING AGENTS.
- ONLY CONNECT POWER CORD TO A POLARIZED, SAFETY GROUNDED OUTLET WIRED TO CURRENT ELECTRICAL CODE AND COMPATIBLE WITH VOLTAGE, POWER, AND FREQUENCY REQUIREMENTS STATED ON THE REAR PANEL OF THE APPARATUS.
- TO REDUCE THE RISK OF ELECTRICAL SHORT OR FIRE, DO NOT EXPOSE THE UNIT TO RAIN, MOISTURE, OR BEVERAGES.
- SERVICE MUST BE PERFORMED BY QUALIFIED PERSONNEL.
- OUR AMPLIFIERS ARE CAPABLE OF PRODUCING HIGH SOUND PRESSURE LEVELS. CONTINUED EXPOSURE TO HIGH SOUND PRESSURE LEVELS CAN CAUSE PERMANENT HEARING IMPAIRMENT OR LOSS. USER CAUTION IS ADVISED AND EAR PROTECTION RECOMMENDED IF UNIT IS OPERATED AT A HIGH VOLUME.



MAGNATONE



TRUE DIMENSIONAL SOUND

MADE IN THE USA



MAGNATONEUSA.COM